

Pedro Suárez Vértiz - No Pensé que era Amor

```

e|-----10-----|
B|-----12-10---|
G|-----7-----|
D|-7-9-----|
A|-----|
E|-----|
  
```

D - F# - Bm - D7 - G - A - F#m - Bm - B7 - Em - A - G - D

```

e|-----7-9-10-9-7-5-7-7-7-7.-7-7-7.-5-----|
B|---5-7-7-7-7.-7-7-7-8-7-7-7.-7-7-7-7-----8.-|
G|-7-----|
D|-----|
A|-----|
E|-----|
  
```

```

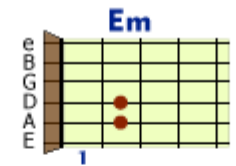
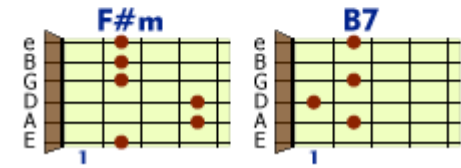
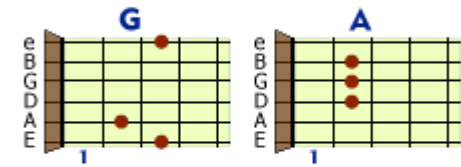
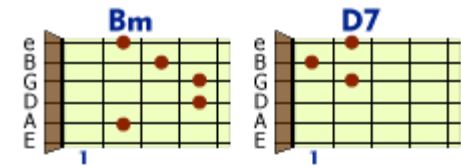
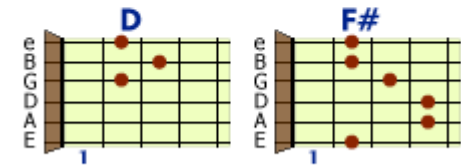
e|-9-10-9-7-----7-----5-7-5-----|
B|-----10.-7-10--7.-7-7-8.-5.-5-5--5-----|
G|-----7---7-8-7..--|
D|-----|
A|-----|
E|-----|
  
```

D
F#
 No pensé que era amor y lo dejaba correr

Bm
D7
G
 Iba atando mis manos me alejo del ayer y del mar
A
F#m
Bm
B7
 Que antes miraba estando solo, hoy vale nada sin ti
Em
A
G
D
 Lo sé queda poco y ya te tienes que ir

G
A
F#m
Bm
B7
 Mi alma llorará mi amor llorará y caerá en un pozo
Em
A
D
 Pues te vas y quedo muy solo cuantos segundos más
D7
G
A
 Te podré mirar y es verdad que al hablar

Notas:



De amor al hablar me destrozo, pues te vas
 Y quedo tan solo que prefiero morir.

Sin pensar en mañana sollozando de pie

```

    D          F#
    Bm          D7          G
    e|-10-----|
    B|----10/12-10..--|
    G|-----|
  
```

Ya no tengo palabras no te volveré a ver jamás
 Y esto me está arrancando todo me está matando
 Yo lo sé, está bien dentro de poco no te volveré a ver

SOLO: (G - A - F#m - Bm - B7 - Em - A - G - D)

```

    G          A
    e|-----|
    B|-----10-----10-----|
    G|-10/11-10/11-10/11-11-9---9.-9---11-9---9---11-9--|
    D|-----12-----12-----|
    A|-----|
    E|-----|
  
```

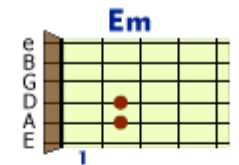
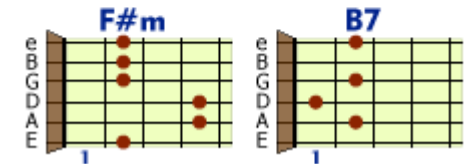
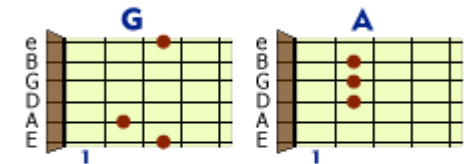
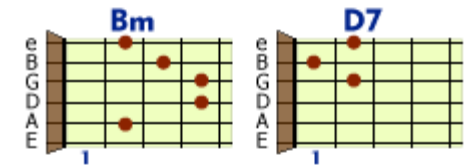
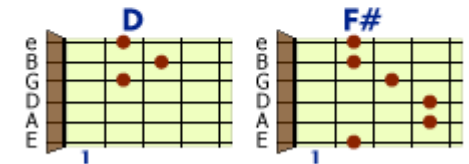
```

    F#m          Bm          B7
    e|-----10-14-10-----|
    B|-----10.-10-12-----12.-10---12.-10---|
    G|-10/11-----11-----11-9-7---|
    D|-----9-7---|
    A|-----|
    E|-----|
  
```

```

    Em          A
    e|-----10-14-10---10---|
    B|-----10-----10-12-----12---|
    G|-11-11-11-11-9---9---11-9--10/11---|
    D|-----12-----|
    A|-----|
    E|-----|
  
```

Notas:



G D

```

e|-----|-----|
B|-12-10-----10-----|
G|-----12-10-9-----11-11-11-11-11-9-----9-----9/11-----11-----|
D|-----11-9-----12-----12-----12-----|
A|-----12-----|
E|-----|
  
```

D - F# - Bm - D7 - G - A - F#m - Bm - B7 - Em - A - G - D

```

e|-----7-9-10-9-7-5-7-7-7-7.-7-7-7.-5-----|
B|---5-7-7-7-7.-7-7-7-8-7-7-7.-7-7-7-7-----8.-|
G|-7-----|
D|-----|
A|-----|
E|-----|
  
```

```

e|-9-10-9-7-----7-----5-7-5-----|
B|-----10.-7-10---7.-7-7-8.------5.-5-5---5-----|
G|-----7---7-8-7..--|
D|-----|
A|-----|
E|-----|
  
```

Yo pensé que era dueño de lo que podía ser
 Ya no toques mi piel si no vas a volver jamás
 Por que se inundan mis ojos al hablar de ti
 No lo sé, estaré loco o es que me quiero morir
 No lo sé, estaré loco o es que me quiero morir.

```

e|-10-----|
B|----12----10/12-10..--|
G|-----11-----|
D|-----|
A|-----|
E|-----|
  
```

Notas:

D **F#**

Diagram showing the fingerings for the D and F# chords on a guitar fretboard. The D chord is shown with fingers 1, 2, and 3 on strings 2, 3, and 4 respectively. The F# chord is shown with fingers 1, 2, 3, and 4 on strings 2, 3, 4, and 5 respectively.

Bm **D7**

Diagram showing the fingerings for the Bm and D7 chords on a guitar fretboard. The Bm chord is shown with fingers 1, 2, 3, and 4 on strings 2, 3, 4, and 5 respectively. The D7 chord is shown with fingers 1, 2, 3, and 4 on strings 2, 3, 4, and 5 respectively.

G **A**

Diagram showing the fingerings for the G and A chords on a guitar fretboard. The G chord is shown with fingers 1, 2, and 3 on strings 2, 3, and 4 respectively. The A chord is shown with fingers 1, 2, and 3 on strings 2, 3, and 4 respectively.

F#m **B7**

Diagram showing the fingerings for the F#m and B7 chords on a guitar fretboard. The F#m chord is shown with fingers 1, 2, 3, and 4 on strings 2, 3, 4, and 5 respectively. The B7 chord is shown with fingers 1, 2, 3, and 4 on strings 2, 3, 4, and 5 respectively.

Em

Diagram showing the fingering for the Em chord on a guitar fretboard. The Em chord is shown with fingers 1 and 2 on strings 2 and 3 respectively.